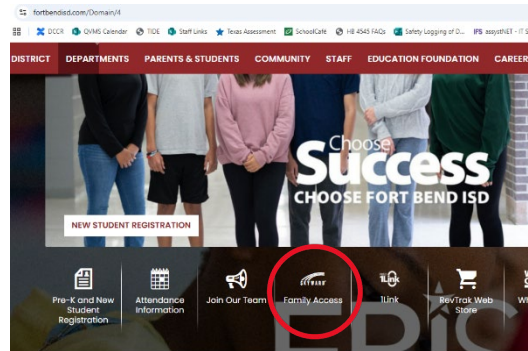


Accessing Student Scores in the Family Access Portal

Select Skyward Family Access from the Fort Bend ISD [main page](#).



Select the “Log in to Family Access link from the Skyward Access [page](#). On the next page, select the Family Access button.

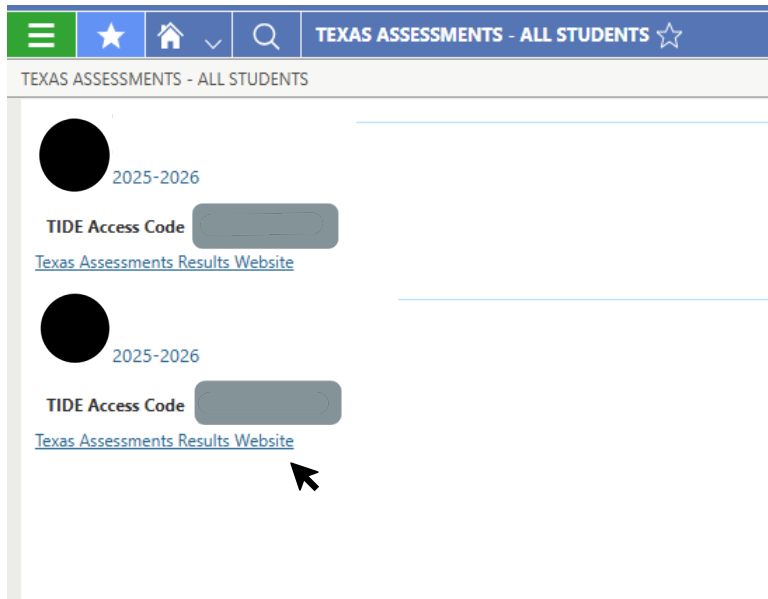
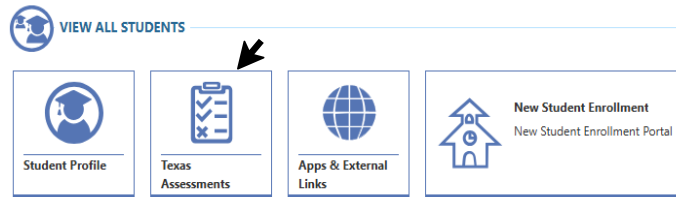
SKYWARD ACCESS



Log in using the previously established credentials.

A screenshot of the Fort Bend ISD Family Access login page. At the top is the FBIISD logo with the tagline 'INSPIRE • EQUIP • IMAGINE' and 'FORT BEND ISD'. Below the logo is a navigation bar with a left arrow, a 'Family Access' button with a user icon, and a right arrow. Under the 'Family Access' button are three dots. The login form consists of a 'Username' field, a 'Password' field with a 'Show' link, and a green 'Sign In >' button. Below the button is a link for 'Forgot your Username or Password?' and at the bottom is a link for '← All Sign In Areas'.

From the Skyward Family Access home page, select the Texas Assessments tile.



On the Texas Assessments page, users are provided with each student's TIDE Access Code, as well as a link to the Texas Assessment Family Portal. Select the link to view the results.